

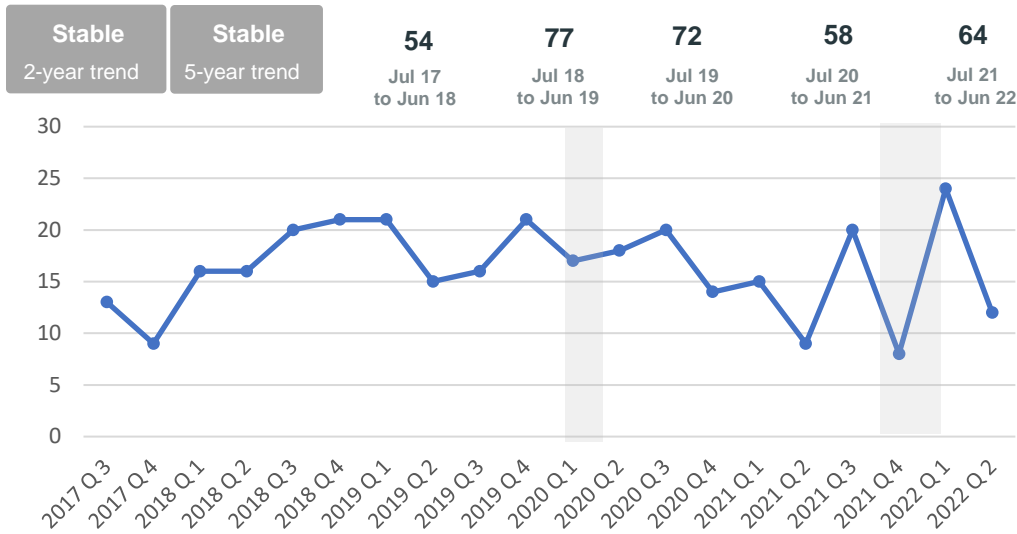
# Trends in selected offences recorded by the NSW Police

COVID lockdowns

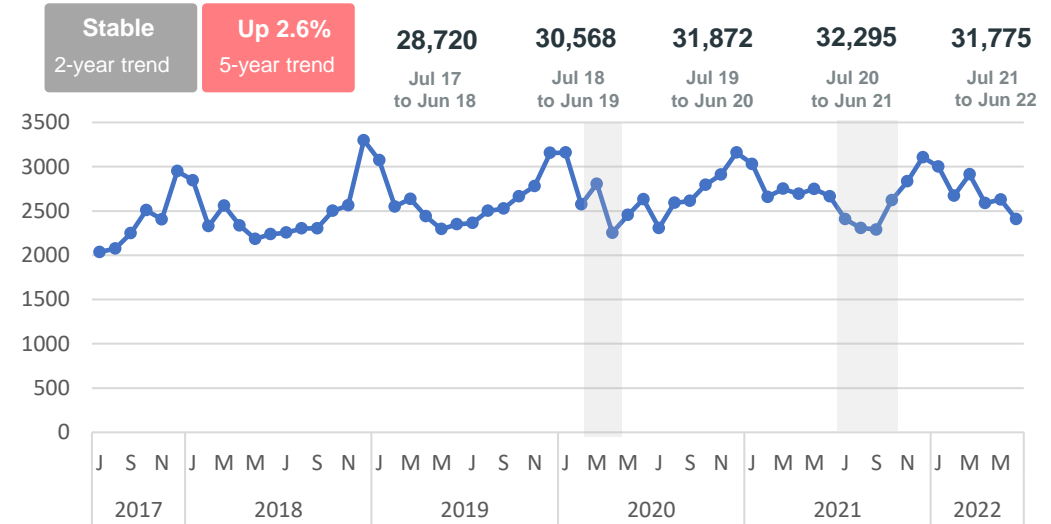


June 2022

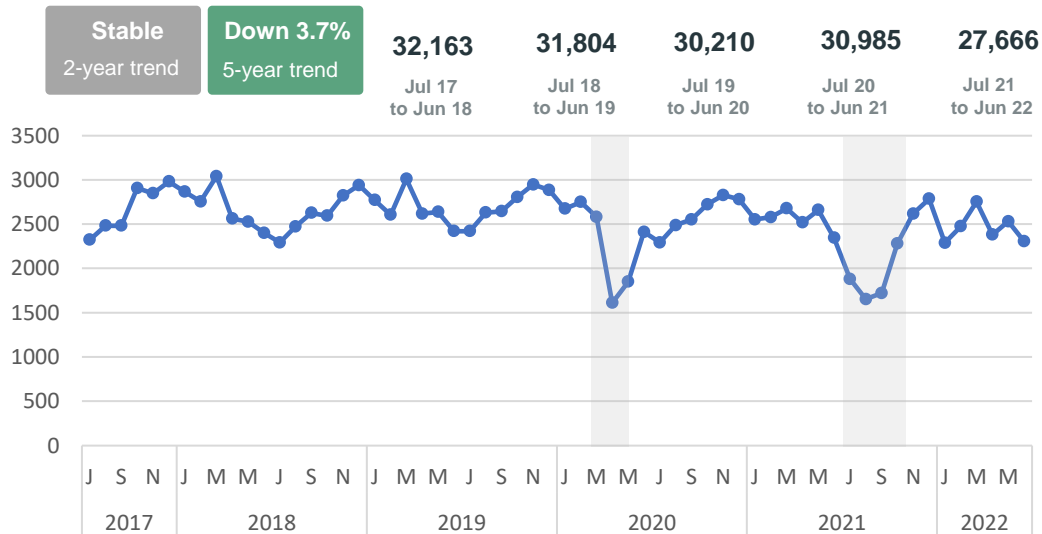
## 1. Murder\*



## 2. Domestic violence related assault



## 3. Non-domestic assault



## 4. Sexual assault



\*Counts represent the number of victims  
% change reflects the average percentage change per year

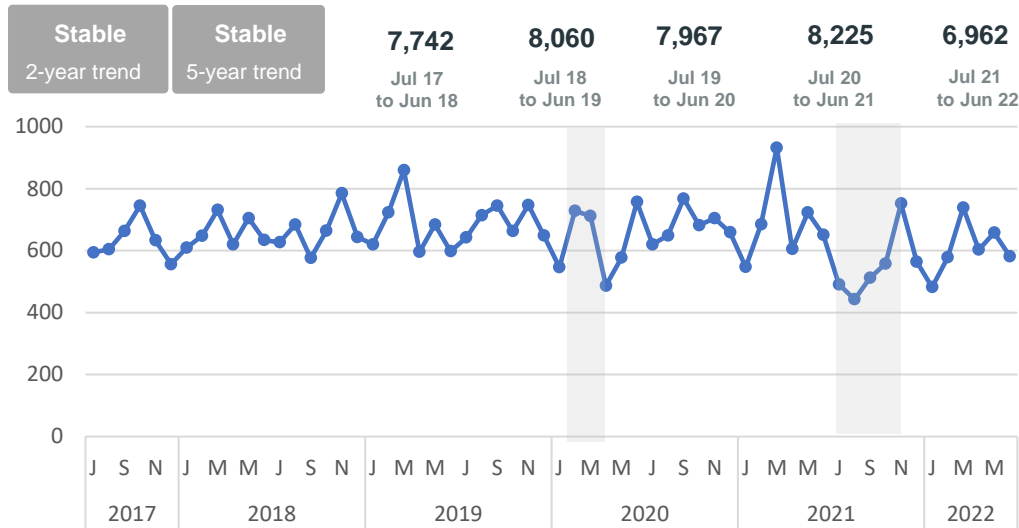
# Trends in selected offences recorded by the NSW Police

COVID lockdowns



June 2022

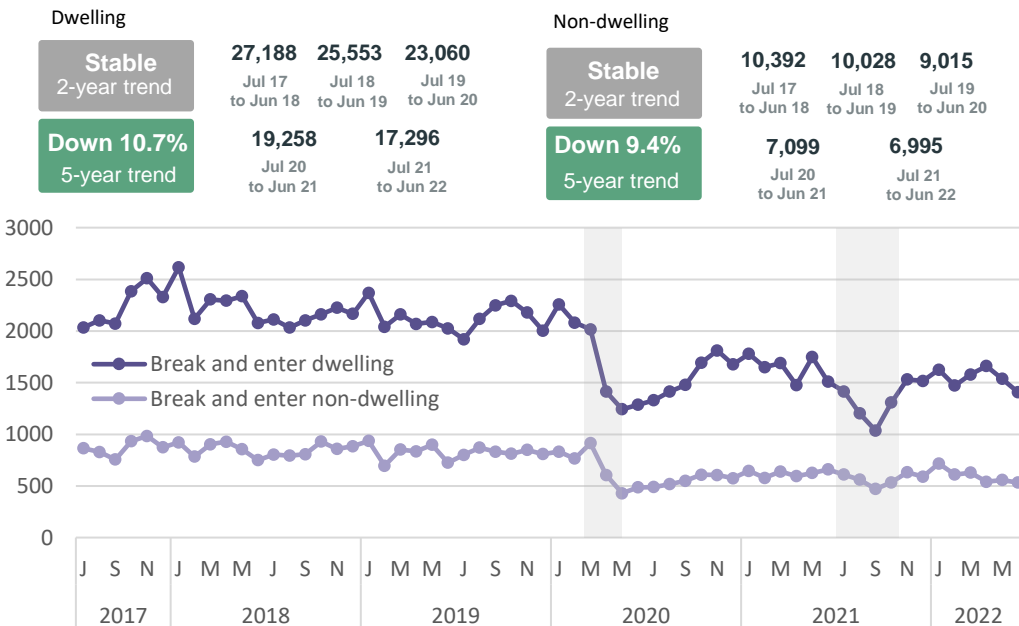
## 5. Sexual touching, sexual act and other sexual offences



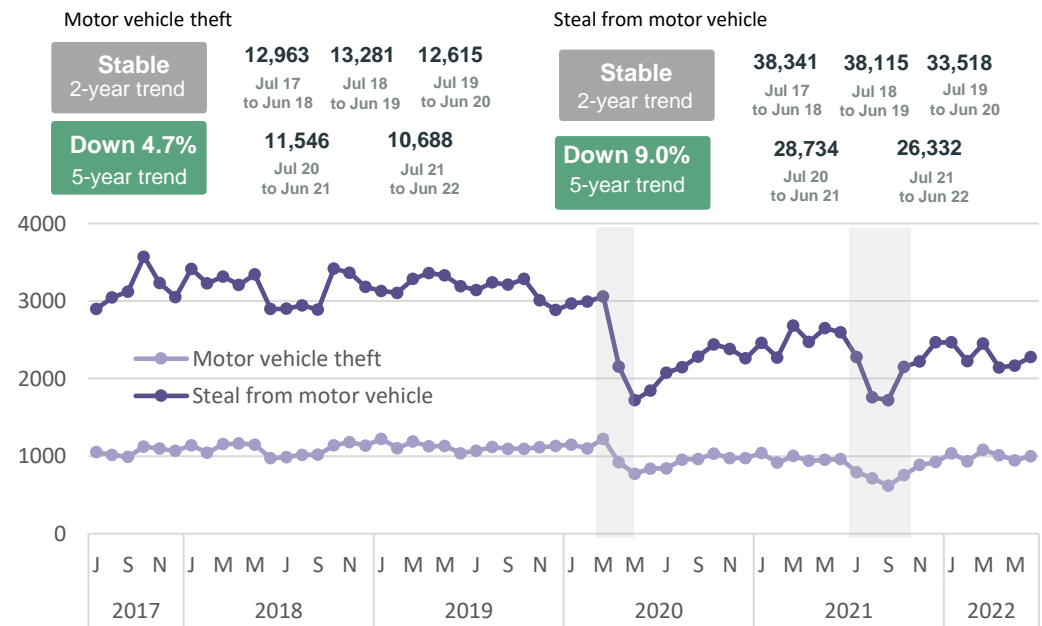
## 6. Robbery



## 7. Break and enter



## 8. Motor vehicle theft and steal from motor vehicle



# Trends in selected offences recorded by the NSW Police

June 2022

COVID lockdowns



## 9. Steal from retail store and other stealing offences

Steal from retail

**Stable**  
2-year trend

**Down 8.4%**  
5-year trend

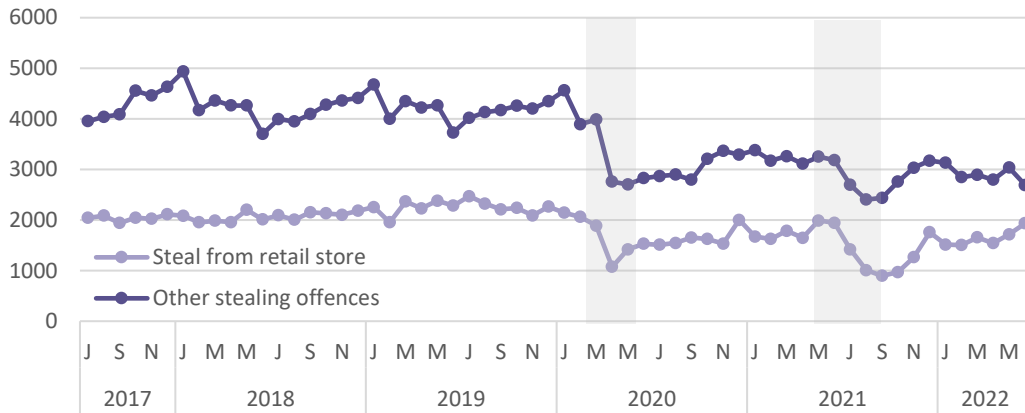
24,441	26,131	23,706
Jul 17 to Jun 18	Jul 18 to Jun 19	Jul 19 to Jun 20
20,531	17,184	
Jul 20 to Jun 21	Jul 21 to Jun 22	

Other stealing

**Down 10.3%**  
2-year trend

**Down 9.9%**  
5-year trend

51,412	50,319	45,841
Jul 17 to Jun 18	Jul 18 to Jun 19	Jul 19 to Jun 20
37,784	33,888	
Jul 20 to Jun 21	Jul 21 to Jun 22	

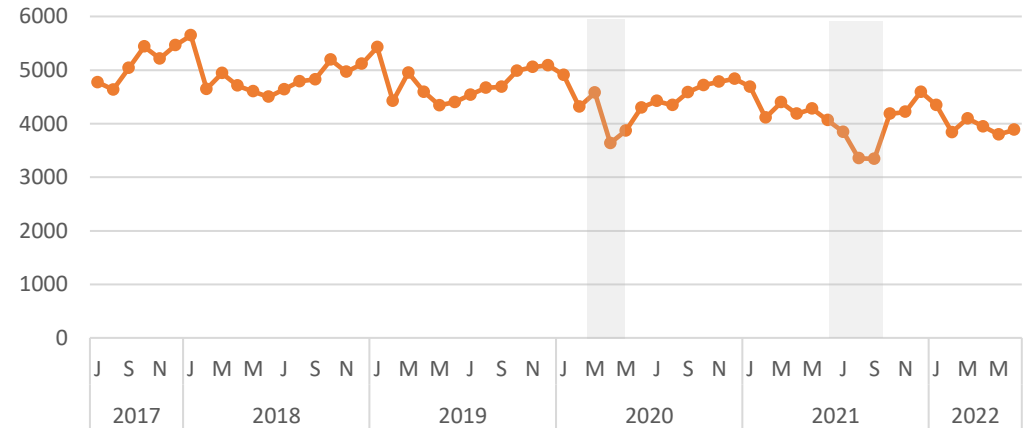


## 10. Malicious damage to property

**Down 11.2%**  
2-year trend

**Down 5.5%**  
5-year trend

59,618	57,676	54,645	53,433	47,456
Jul 17 to Jun 18	Jul 18 to Jun 19	Jul 19 to Jun 20	Jul 20 to Jun 21	Jul 21 to Jun 22

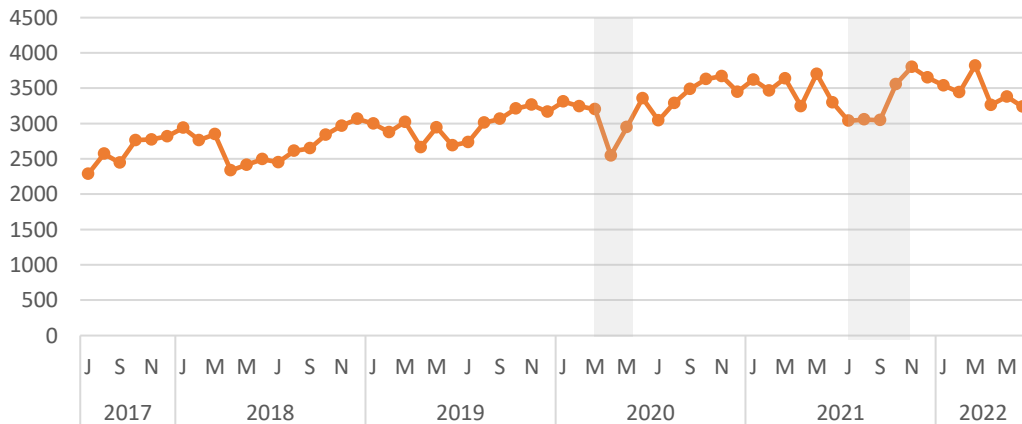


## 11. Intimidation, stalking and harassment

**Stable**  
2-year trend

**Up 6.7%**  
5-year trend

31,460	33,794	37,070	41,541	40,834
Jul 17 to Jun 18	Jul 18 to Jun 19	Jul 19 to Jun 20	Jul 20 to Jun 21	Jul 21 to Jun 22

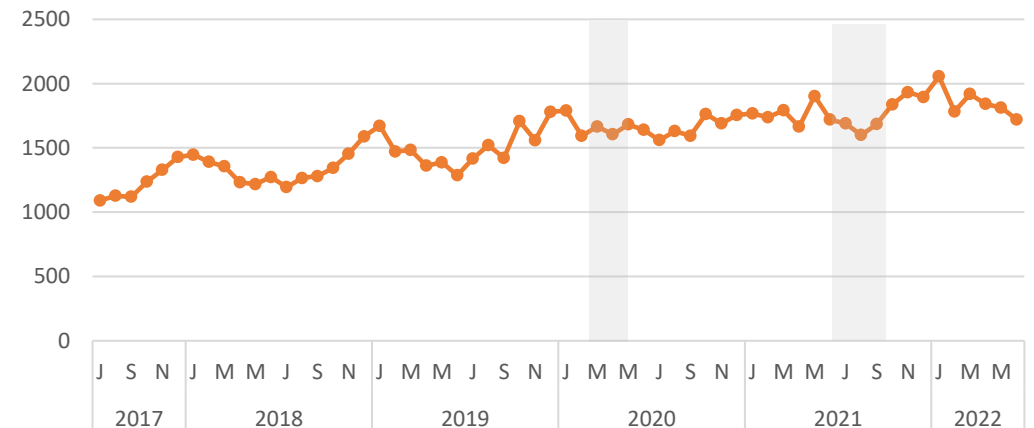


## 12. Breach of AVO\*

**Up 5.8%**  
2-year trend

**Up 9.3%**  
5-year trend

15,241	16,784	19,378	20,573	21,769
Jul 17 to Jun 18	Jul 18 to Jun 19	Jul 19 to Jun 20	Jul 20 to Jun 21	Jul 21 to Jun 22



# Trends in selected offences recorded by the NSW Police

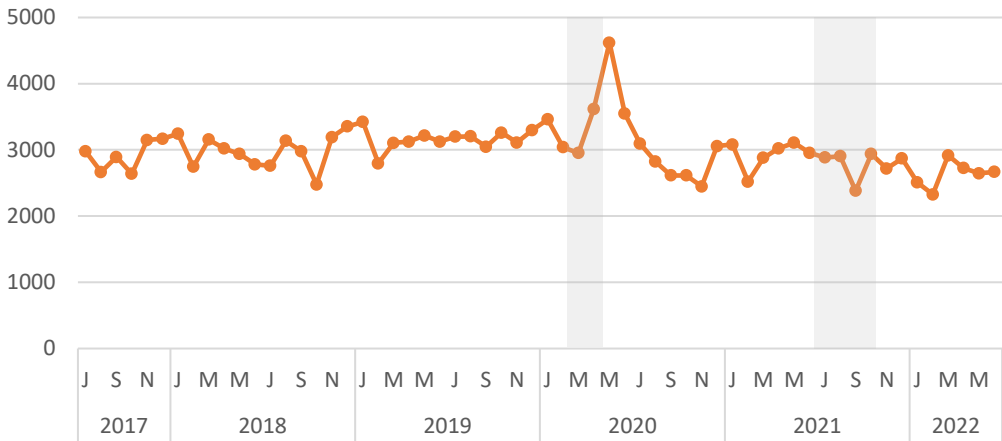
June 2022

COVID lockdowns



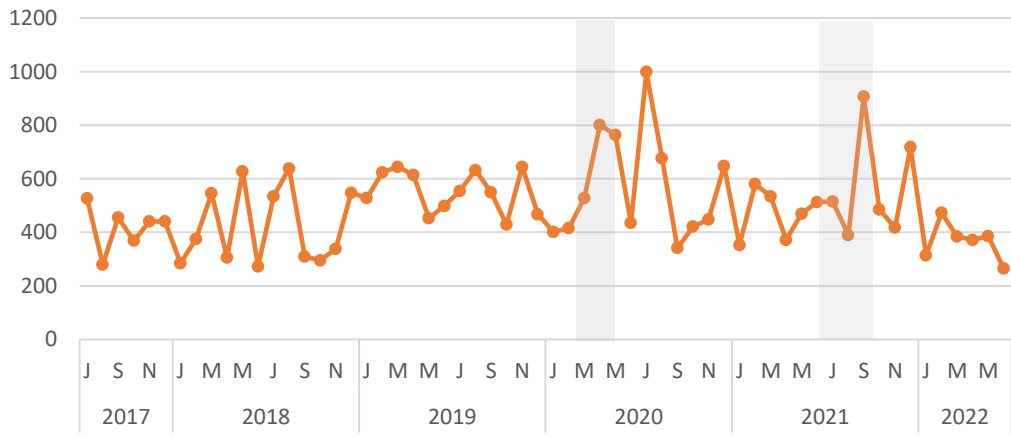
## 13. Drug possession

Stable 2-year trend	Down 2.1% 5-year trend	<b>35,375</b> Jul 17 to Jun 18	<b>36,679</b> Jul 18 to Jun 19	<b>40,350</b> Jul 19 to Jun 20	<b>34,210</b> Jul 20 to Jun 21	<b>32,485</b> Jul 21 to Jun 22
------------------------	---------------------------	-----------------------------------	-----------------------------------	-----------------------------------	-----------------------------------	-----------------------------------



## 14. Drug Dealing/Trafficking

Stable 2-year trend	Stable 5-year trend	<b>4,926</b> Jul 17 to Jun 18	<b>6,030</b> Jul 18 to Jun 19	<b>6,626</b> Jul 19 to Jun 20	<b>6,359</b> Jul 20 to Jun 21	<b>5,629</b> Jul 21 to Jun 22
------------------------	------------------------	----------------------------------	----------------------------------	----------------------------------	----------------------------------	----------------------------------



% change reflects the average percentage change per year

\* Recorded incidents of Intimidation, AVO breaches and drug offences are heavily influenced by policing activity and priorities. Hence, trends in recorded incidents for these offences do not necessarily reflect changes in prevalence.

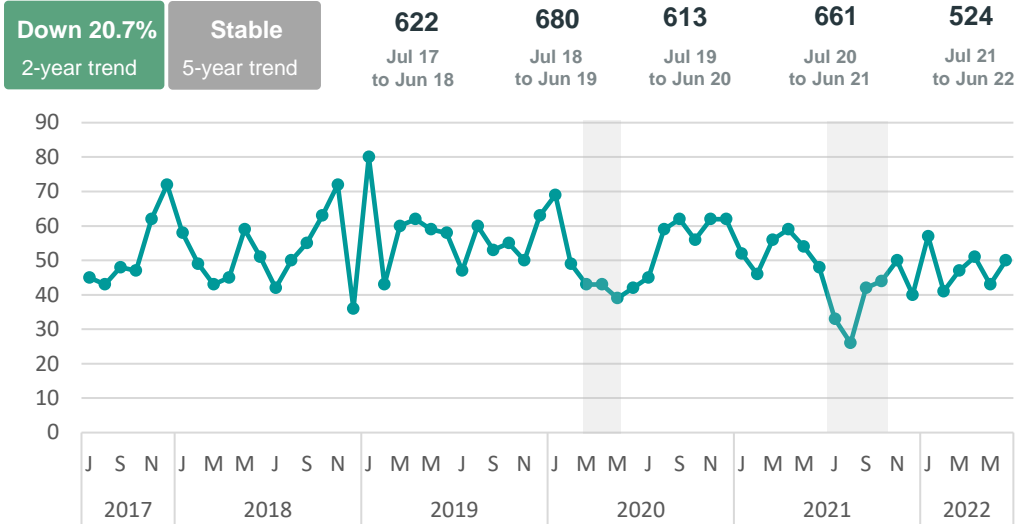
# Trends in selected violent weapon offences recorded by the NSW Police

COVID lockdowns

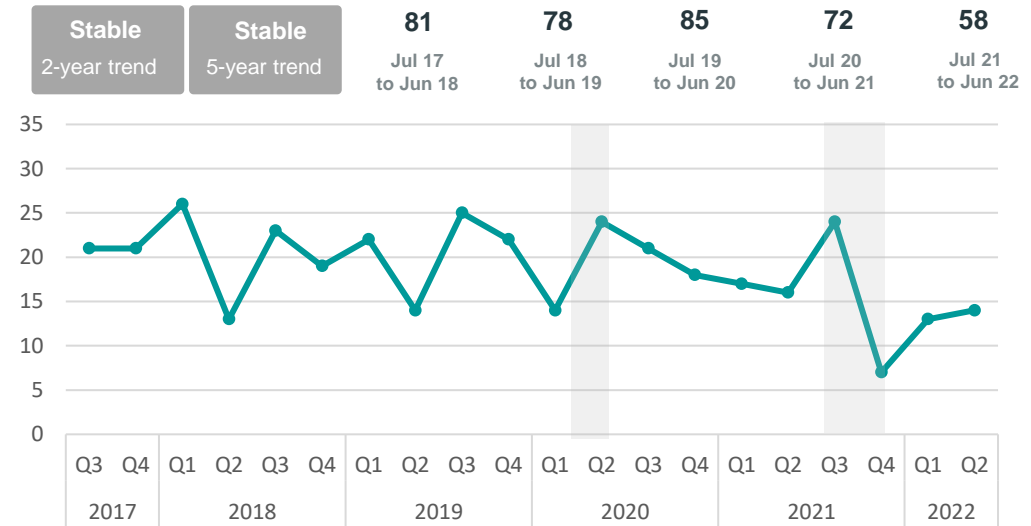


June 2022

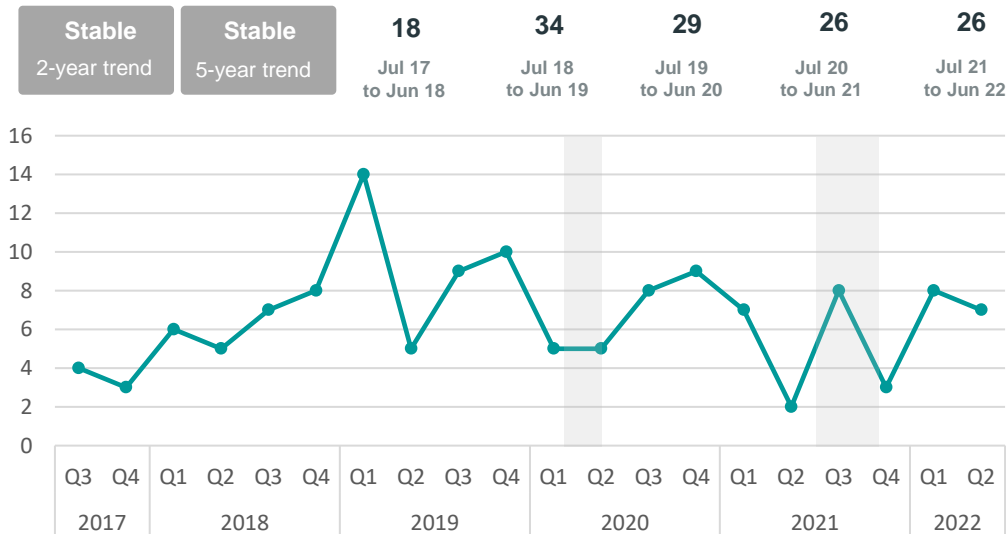
## 1. Incidents of non domestic assault with a knife\*



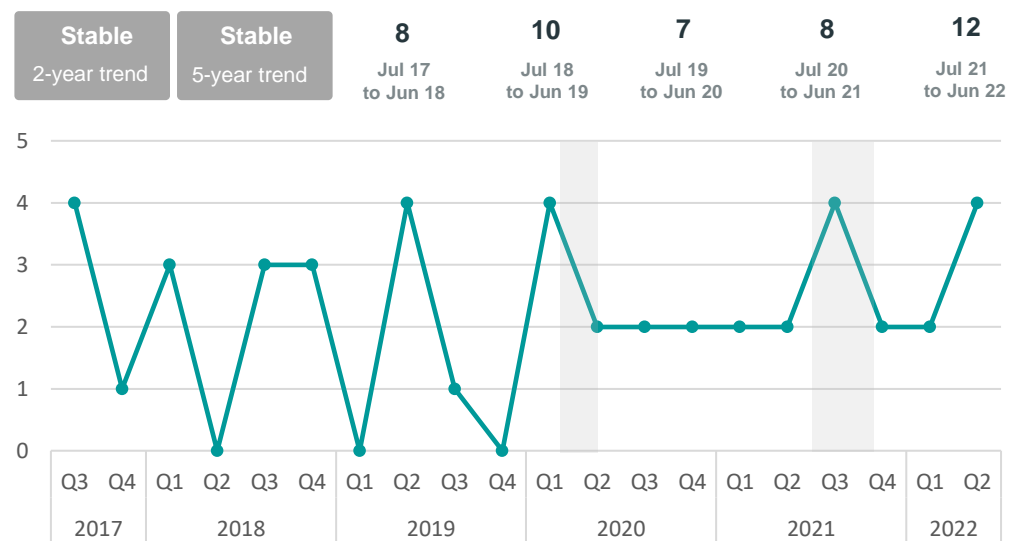
## 2. Incidents of non domestic assault with a firearm



## 3. Victims of murder with a knife\*



## 4. Victims of murder with a firearm



\* 'Knife' includes incidents involving knives, swords, scissors, screwdrivers

% change reflects the average percentage change per year